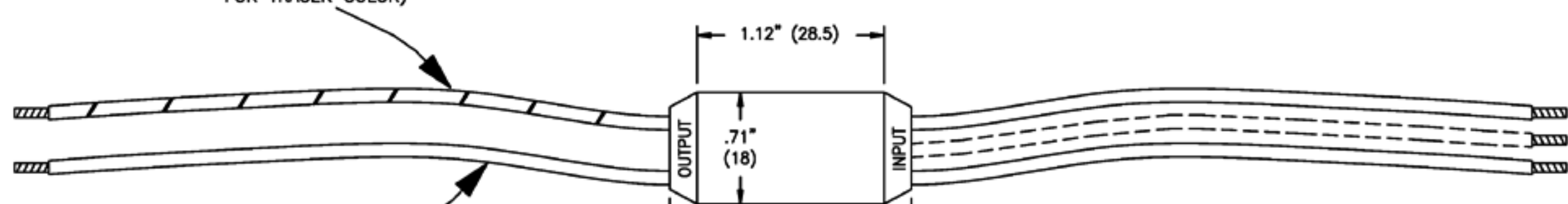
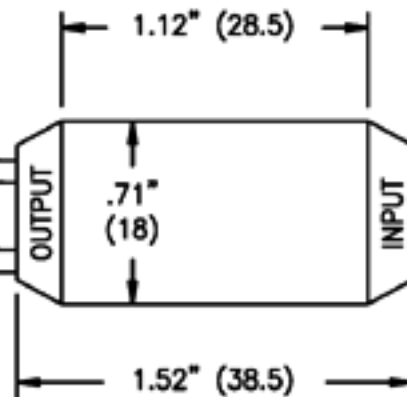


WHITE WITH TRACER  
(SEE ORDERING INFORMATION  
FOR TRACER COLOR)

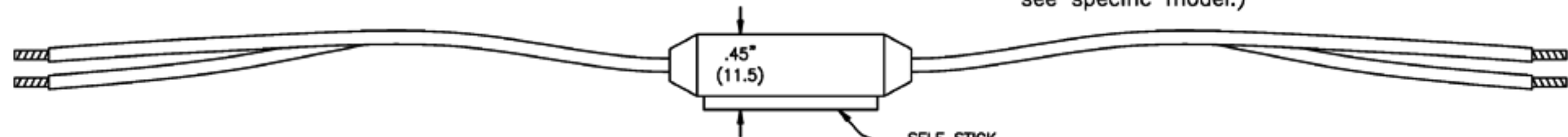


OUTPUT LEADS: 6" (150mm) Long  
22GA Stranded, 300V Insulation

BLACK



INPUT LEADS: 6" (150mm) Long, 22GA. VCM  
and TCM Leads have 600V Insulation. LCM has  
3 Leads with 300V Insulation. (For color codes  
see specific model.)



SELF STICK  
ADHESIVE PAD